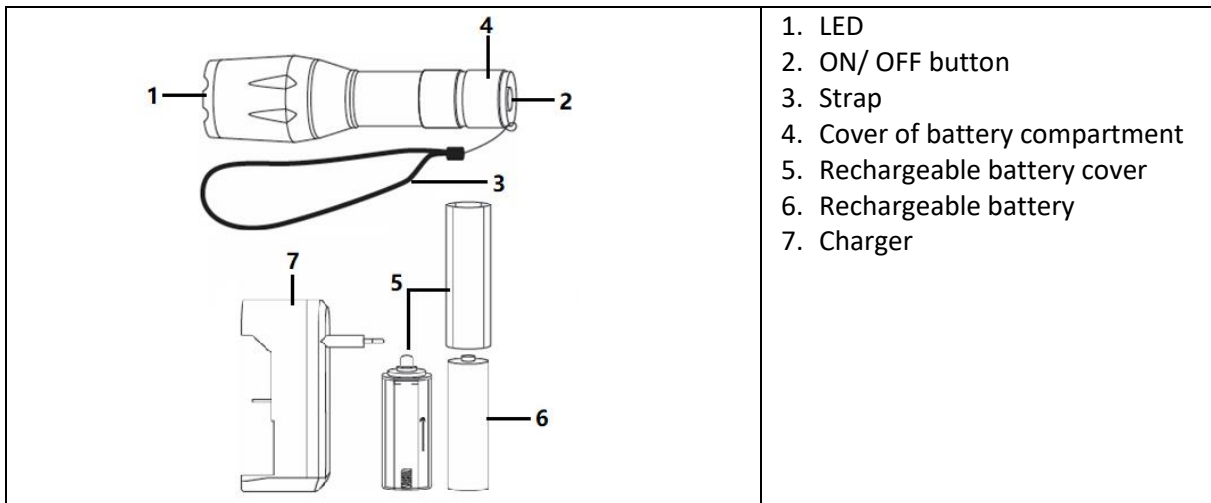


Instruction manual

A. DESCRIPTION OF THE PRODUCT

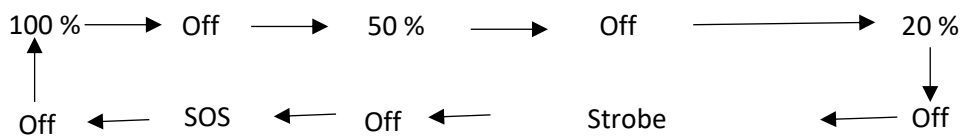


- 1. LED
- 2. ON/ OFF button
- 3. Strap
- 4. Cover of battery compartment
- 5. Rechargeable battery cover
- 6. Rechargeable battery
- 7. Charger

B. HOW TO USE THE PRODUCT

The flashlight has 5 operating modes: high intensity (100%), medium (50%), low (20%), SOS and strobe.

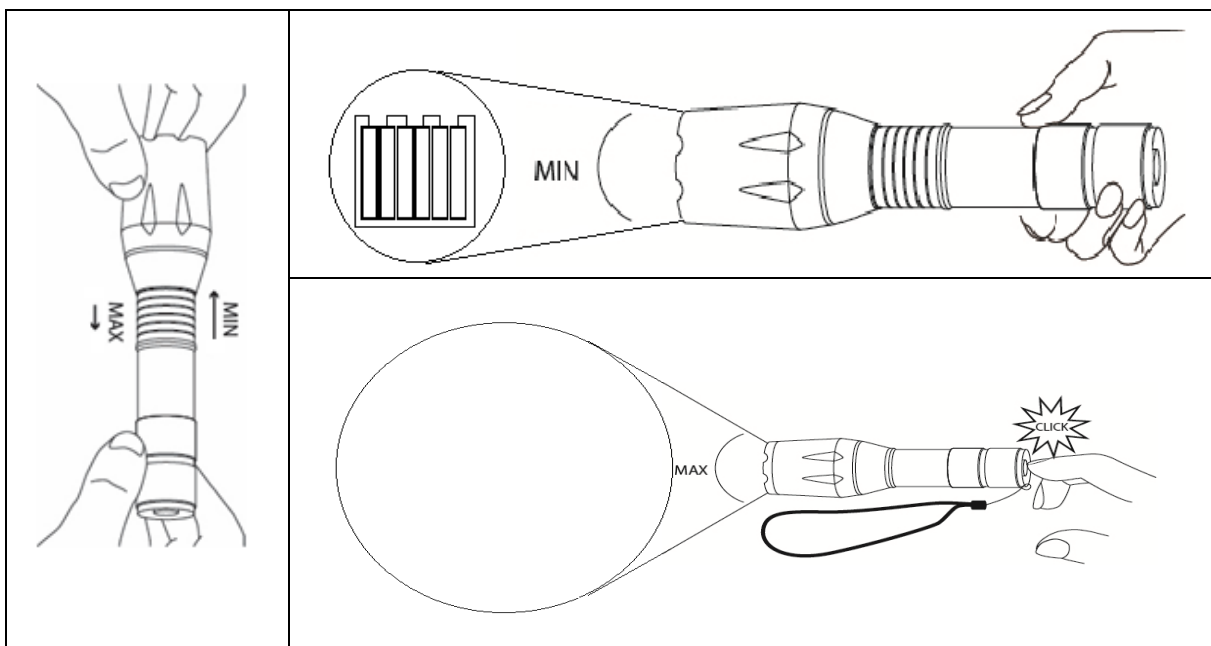
Press the button at the end of the torch to switch between the 5 Operating modes.:



Zoom function

The focus of the light beam can be adjusted thanks to the integrated zoom which allows 5 levels of zoom, from the narrow to the large: x1, x250, x500, x1000 and x2000.

Light distance: up to 100 mètres



C. SPECIFICATION

Optional two power modes :

- Battery: 3 x 1.5V⁻⁻⁻⁻ AAA (not included)
- Rechargeable battery: 1x3.7V⁻⁻⁻⁻ 18650 Li-ion (included)

LED: 1x3.7V, 5W

Charger: Input: AC 100-240V 50/60Hz, Max.150Ma

Output: DC4.2V, 500mAh

5 operating modes		
1	100%	400lm
2	50%	200lm
3	20%	80lm
4	Stroboscope	400lm
5	SOS	400lm

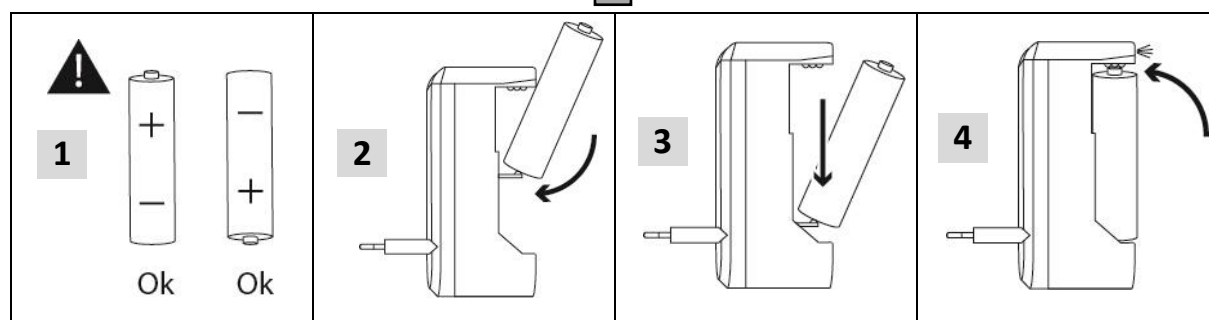
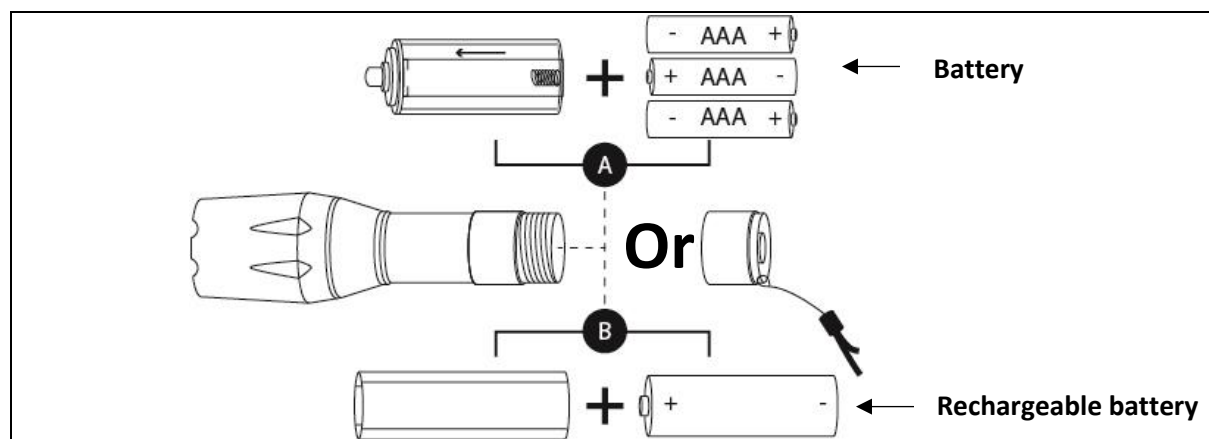
Charging the rechargeable battery

Duration of charging at first use: 7 hours

Duration of charging following: 6 hours

Autonomy after full charge: 3 hours

D. BATTERY INSTALATION



E. MAINTAINANCE

- If the torch gets dirty, clean it with a wet cloth. The torch is not designed for underwater use.

STORAGE: Store the flashlight in low temperature, dry and ventilated place.

F. AVERTISSEMENTS

- DO not shine light directly into eyes
- Keep away from sources of heat, direct sunlight, humidity, water or other liquids.
- Do not drop, short-circuit, modify, disassemble or puncture it.
- It is not a toy. Keep out of reach of children.
- Remove the batteries if you plan not to use the device during a long period.
- Do not try to repair your device. All the repairs must be made by a qualified technician.

G. SAFE INSTRUCTIONS FOR BATTERY:

- Never mix alkaline, standard (carbon-zinc) and rechargeable (nickel hydride).
- Don't mix new and used batteries.
- Don't attempt to recharge non-rechargeable batteries.
- Remove rechargeable batteries from the device (if possible) before charging them.
- Rechargeable batteries must always be recharged under adult supervision.
- Remove used batteries.
- Never short the power supply terminals.
- Always use the recommended or equivalent battery types.
- Always pay attention to battery polarity.

H. SAFE INSTRUCTIONS FOR RECHARGEABLE BATTERY:

- The battery should not be removed until it is not completely discharged.
- The battery must be removed from the appliance before it is scrapped.
- The appliance must be disconnected from the mains supply when removing the battery.
- Do not plug the device after removing the battery.
- The battery must be disposed safely.



WARNING: You should not dispose of this device with your household waste. A selective collection system for this type of product is implemented by your local authorities. Please contact your local authorities to find out how and where collection takes place. These restrictions apply because electrical and electronic devices contain dangerous substances that have harmful effects on the environment or on human health and must be recycled.

This symbol indicates that electrical and electronic devices are collected selectively. The symbol shows a waste container crossed out with an X symbol.

Imported by **PRODIS SAS, 1 rue de Rome, 93110 Rosny-sous-Bois, France**
Marketed by **EUROTUPS VERSAND GMBH D-40764 LANGENFELD, Germany**
Made in **PRC**

